



QUICK-SEARCH  
YG-1 PRODUCTS!!  
[www.yg1.solutions](http://www.yg1.solutions)



# PRODUCT LINES

2025/26



# HOLEMAKING TOOLS


















Scan to see  
YG-1 Holemaking  
Web page

P	M	K	N	S	H	: Excellent
P	M	K	N	S	H	: Good





Cutting tools for making holes in Molds & Die, Machine Tool, Automobile and Electronic industries.

YG-1 produces solid carbide Dream Drills, HSS Drills(S.S. Drills & T.S. Drills), HSS-PM Multi-1 Drills, Indexable Drills, Spade Drills, etc.

## SOLID CARBIDE DRILLS

Work Material						Item	OD Size Range	Drilling Depth	Coolant	Features	
P	M	K	N	S	H						
P		K					DREAM DRILLS - HIGH FEED	Metric: Ø5mm - Ø20mm Inch : Ø13/64 - Ø3/4	3xD 5xD	- With Coolant	<ul style="list-style-type: none"><li>3-Flute Carbide Drill for <b>High Feed Machining</b></li><li>1.5 to 2 Times Faster Feeding Speed than 2-Flute Drill</li></ul>
P	M	K			H		DREAM DRILLS - PRO	Metric: Ø1mm - Ø20mm Inch : Ø1/8 - Ø3/4	3xD 5xD	- With Coolant - Without Coolant	<ul style="list-style-type: none"><li><b>High Cutting Speed Drilling</b> for Carbon Steels, Alloy Steels, Pre-Hardened Steels (HRC30-50), Cast Iron</li><li>Productivity / Extended Tool Life with Point Design</li></ul>
P	M	K			H		DREAM DRILL X	Metric: Ø1mm - Ø20mm Inch : Ø1/16 - Ø3/4	3xD 5xD 8xD	- With Coolant - Without Coolant	<ul style="list-style-type: none"><li><b>RCH-Coating Drill for Extended Tool Life</b> in Carbon Steels, Alloy Steels, and Cast Iron(Nano Layered Multilayer Coated Drill)</li><li>Extreme Wear Resistance / High Heat Endurance / Chipping Protection</li></ul>
P	M	K			H		DREAM DRILLS - GENERAL	Metric: Ø1mm - Ø20mm Inch : Ø1/16 - Ø3/4	3xD 5xD 8xD	- With Coolant - Without Coolant	<ul style="list-style-type: none"><li><b>Solid Carbide Drill for Carbon Steels, Alloy Steels, and Cast Iron</b></li><li>Self-Centering / Large Offering(Intermediate sizes)</li></ul>
P	M	K					DREAM DRILLS - SOFT	Metric: Ø1.0mm - Ø20.0mm	Regular Long	- Without Coolant	<ul style="list-style-type: none"><li>For Steels, Up to <b>Medium Hardness</b></li><li>Lower Torque / Improved Chip Formation</li></ul>
P	M		N	S			DREAM DRILLS - INOX	Metric: Ø1mm - Ø20mm Inch : Ø1/16 - Ø3/4	3xD 5xD 8xD	- With Coolant	<ul style="list-style-type: none"><li>For <b>Stainless Steels</b></li><li>Lower Torque / Improved Chip Formation</li></ul>
			N				DREAM DRILLS - ALU	Metric: Ø3mm - Ø20mm Inch : Ø1/8 - Ø3/4	3xD 5xD 8xD	- With Coolant	<ul style="list-style-type: none"><li>For <b>Aluminum and Aluminum Alloys</b></li></ul>
P	M	K	N				DREAM DRILLS - FLAT BOTTOM	Metric: Ø3mm - Ø20mm Inch : Ø1/8 - Ø3/4	2xD 3xD 5xD	- With Coolant - Without Coolant	<ul style="list-style-type: none"><li><b>180° Point Angle Drill</b> for Holes on Various Angled Surfaces</li></ul>
P		K					DREAM DRILLS - MQL Type	Metric: Ø3mm - Ø14mm Inch : Ø1/8 - Ø1/2	10xD 15xD 20xD 25xD 30xD	- With Coolant	<ul style="list-style-type: none"><li>For Drilling <b>Deep Holes</b> (10xD - 30xD)</li><li>Polished flutes for Enhanced chip evacuation</li></ul>
					H		DREAM DRILLS - for HIGH HARDENED STEELS	Metric: Ø1mm - Ø20mm Inch : Ø1/8 - Ø3/4	3xD	- Without Coolant	<ul style="list-style-type: none"><li>For <b>High Hardened Steels</b> HRC50 to HRC70</li><li>Minimum of Cutting load through Special Thinning</li></ul>
				S			DREAM DRILLS - TITANIUM	Special Item (Metric: Ø3mm - Ø20mm)		- With Coolant	<ul style="list-style-type: none"><li>YG-1 tailored surface treatment after coating for reducing frictions and excellent chip flow.</li><li>Special wave shape of cutting edges improve chip formations and low cutting forces.</li><li>Special Thinning for chip breaking, low thrust, stable torque and long tool life.</li><li>Optimized wide flute shape for smooth chip evacuation.</li></ul>
				S			DREAM DRILLS - SUPER ALLOY	Special Item (Metric: Ø3mm - Ø20mm)		- With Coolant	<ul style="list-style-type: none"><li>Convex cutting edge cam relief type for reducing cutting load.</li><li>Radius gashing type for reducing heat generation.</li><li>Edge preparation for increased and reliable tool life.</li></ul>
P	M	K	N	S			GENERAL CARBIDE DRILLS	Metric: Ø1mm - Ø13mm Inch : Ø#56(.0465") - Ø1/2	Stub Jobber	- Without Coolant	<ul style="list-style-type: none"><li>For General Purpose</li></ul>
P	M	K	N	S			NC-SPOTTING DRILLS	Metric: Ø3mm - Ø20mm Inch : Ø1/8 - Ø3/4	-	-	<ul style="list-style-type: none"><li>90°, 120° and 142° point available.</li><li>For centering and chamfering</li></ul>
P	M	K					CENTER DRILLS	Metric: Ø1mm - Ø6.3mm Inch : Ø3/64 - Ø5/16	-	-	<ul style="list-style-type: none"><li>For making internal centers of work material</li><li>Excellent performance under general working conditions</li></ul>

## CARBIDE INSERT & HOLDER

P		K					<b>i-ONE DRILLS</b>	Metric: Ø10mm - Ø33.73mm Inch : Ø3937 - Ø1.3281	3xD 5xD 8xD	- With Coolant	<ul style="list-style-type: none"> <li><b>High-Performance Exchangeable Drill</b> for General Steels and Cast Iron</li> <li>Secure and Quick Clamping System</li> </ul>
P	M	K	N				<b>i-DREAM DRILLS</b>	Metric: Ø12mm - Ø31.75mm Inch : Ø4724 - Ø1.2500	3xD 5xD 7xD	- With Coolant	<ul style="list-style-type: none"> <li><b>Exchangeable Drill</b> for General Steels and Stainless Steels</li> <li>High-Strength Insert Available for Steel and Stainless Steel</li> </ul>
P	M	K					<b>YG X-DRILL SYMX</b>	Metric: Ø14mm - Ø50mm Inch : Ø563 - Ø2.00	2xD ~ 5xD	- With Coolant	<ul style="list-style-type: none"> <li>Economic square type 4 cutting edge insert</li> <li>Able to use true 4 cutting edges. One kind of insert in outer and inner pocket</li> <li>Twisted coolant channel and enlarged chip gullet for better chip evacuation</li> <li>Highly durable drill body due to high hardness and optimized material. Polished flute enables to improve chip evacuation in deeper machining</li> </ul>
P	M	K					<b>YG DRILL</b>	2 Series, 37 Inserts for both Metric and Inch	3xD 5xD	- With Coolant	<ul style="list-style-type: none"> <li>Handles multi-purpose applications and extremely efficient in covering materials as Steels, Stainless Steels and Cast Iron. (3 Grade, 2 Chipbreakers, 2 Series)</li> </ul>

# HOLEMAKING TOOLS








Scan to see  
YG-1 Holemaking  
Web page

P	M	K	N	S	H	: Excellent
P	M	K	N	S	H	: Good


Cutting tools for making holes in Mold & Die, Machine Tool, Automobile and Electronic industries.

YG-1 produces solid carbide Dream Drills, HSS Drills(Straight Shank Drills & Taper Shank Drills), HSS-PM Multi-1 Drills, Indexable Drills, Spade Drills, etc.




## HSS DRILLS

Work Material	Item	OD Size Range	Drilling Depth	Tool Material	Features
P M K N S H	 MULTI-1 DRILLS	Metric: Ø1mm - Ø13mm Inch : Ø#45(.0820") - Ø1/2	Stub Jobber	HSS-PM	<ul style="list-style-type: none"> <li>For Multi-Purpose(Any Material)</li> <li>Premium HSS-PM Drill with Excellent Toughness</li> <li>Maximize self-centering</li> </ul>
P M K N S	 HPD STRAIGHT SHANK DRILLS	Metric: Ø2mm - Ø32mm Inch : Ø#46(.0810") - Ø21/32	Stub Jobber	HSSCo8 HSS-E	<ul style="list-style-type: none"> <li>High Precision HSSCo8, HSS-E Drill for General Steels &amp; Stainless Steels</li> </ul>
P M K N S	 GOLD-P DRILLS	Metric: Ø1mm - Ø14mm Inch : Ø#60(.0400") - Ø3/4	Jobber	HSS HSS-E	<ul style="list-style-type: none"> <li>TIN-Tip coated Drill for Enhanced Wear Resistance</li> <li>Same Performance as Full TiN-coated Drill</li> </ul>
P M K N S	 SUPER-GP DRILLS	Metric: Ø1mm - Ø13mm	Jobber	SUPER HSS	<ul style="list-style-type: none"> <li>Super HSS Drill for Steel, Cast Iron, Alloy Steel and Malleable Cast iron</li> <li>Super HSS Improves Toughness, Wear Resistance, and Extends Tool Life</li> <li>Competitive Price</li> </ul>
P K N	 WORM PATTERN STRAIGHT SHANK DRILLS (PARABOLIC FLUTE)	Metric: Ø2mm - Ø20mm Inch : Ø5/64 - Ø1/2	Stub Jobber Long Ex-Long	HSS-E	<ul style="list-style-type: none"> <li>Designed for drilling deep holes, and particularly suitable for drilling deep holes without chip pecking cycle.</li> </ul>
P K	 WORM PATTERN TAPER SHANK DRILLS (PARABOLIC FLUTE)	Metric: Ø13mm - Ø30mm	Long	HSS-E	<ul style="list-style-type: none"> <li>Designed for drilling deep holes, and particularly suitable for drilling deep holes without chip pecking cycle.</li> </ul>
P M K N S	 STRAIGHT SHANK DRILLS	Metric: Ø0.2mm - Ø31mm Inch : Ø1/64 - Ø1	Stub Jobber Long Ex-Long	HSS HSS-E HSSCo8	<ul style="list-style-type: none"> <li>Straight Shank Drill for General Purpose (Soft &amp; Tough Materials)</li> </ul>
P M K N S	 MORSE TAPER SHANK DRILLS	Metric: Ø5mm - Ø76mm Inch : Ø13/64 - Ø3-1/2	Jobber Long Ex-Long	HSS HSS-E	<ul style="list-style-type: none"> <li>Morse Taper Shank Drill for Wide Applications</li> </ul>
P M K	 CENTER DRILLS	Metric: Ø0.5mm - Ø10mm Inch : Ø3/64 - Ø7/32	-	HSS HSS-E	<ul style="list-style-type: none"> <li>For Centering</li> <li>For General Purpose</li> </ul>
P M K N	 NC-SPOTTING DRILLS	Metric: Ø3mm - Ø20mm Inch : Ø1/8 - Ø1	-	HSSCo8	<ul style="list-style-type: none"> <li>For Centering and Chamfering of Holes</li> </ul>
P M K N S	 AIRCRAFT DRILLS	Inch: Ø5/64 - Ø1/2		HSS HSS-E	For drilling in difficult to reach area, great performance Manufactured to NAS specification.

## SPADE DRILLS

P M K N S H	 SPADE DRILLS	CARBIDE Metric: Ø9.5mm - Ø47.63mm Inch : Ø3/740 - Ø1.8750  HSS-PM Metric: Ø9.5mm - Ø114.3mm Inch : Ø3/740 - Ø4.5000	Stub Short Intermediate Standard Extended Long	HSS : M4, T15, M48 CARBIDE : K10, K20, P40	<ul style="list-style-type: none"> <li>Spade Drill for Large-Diameter Hole Machining</li> <li>Low initial investment / Various holder sizes</li> </ul>
-------------	--	---	---	---	--

## OTHER TOOLS


P M K N	 REAMERS (STRAIGHT FLUTE, SPIRAL FLUTE)	HSS / HSS-E Metric: Ø2mm - Ø60mm Inch : Ø0.0135 - Ø.7500  CARBIDE Metric: Ø2mm - Ø20mm up to Ø12: Solid Carbide over Ø12: Carbide Head Brazed Inch : Ø.0280 - Ø.6299	-	CARBIDE HSS HSS-E	<ul style="list-style-type: none"> <li>Carbide NC Machine Reamers, HSS Hand Reamers &amp; HSS-E Chucking Reamers</li> </ul>
P M K N	 COUNTERSINKS	Metric: Ø4.3mm - Ø50mm	-	HSS HSSCo8	<ul style="list-style-type: none"> <li>For Deburring, Chamfering and Countersinking</li> </ul>
P N	 COUNTERBORES	Metric: Ø2.5mm - Ø14mm (Pilot Diameter)	-	HSS-E	<ul style="list-style-type: none"> <li>For Machining Screw Head Seats</li> </ul>





















Taps and Thread Mills for machining precision threads for all industries. Continuous expansion of high performance threading tools through rigorous development processes is at the heart of Threading products such as Synchro Tap, Prime Tap, Combo Tap, YG Tap Forming, Thread Mills, and more.

## SOLID CARBIDE THREAD MILLS

Work Material						Item	Thread Size Range	Thread Form	Tool Material	Features
P	M	K	N	S	H		Metric			
P	M	K	N	S	H		THREAD MILLS	Metric: M1 - M24 Inch : #1 - 1-1/4 BSP(G): G1/16-G1 NPT/NPTF:1/16 - 2-1/2	M, MF, UNC, UNF, NPT, BSP(G)	CARBIDE <ul style="list-style-type: none"><li>• Carbide Thread Mill for <b>Large Diameter</b> and <b>Precision Thread</b></li><li>• Covering Wide Range of Materials / Produce Full Threads to the Bottom</li></ul>





















## HSS TAPS

P	M	K	N				SYNCHRO TAP	Metric: M3 - M20 Inch : #4 - 3/4	M, MF	HSS-PM	<ul style="list-style-type: none"> <li>HSS-PM Tap for <b>High Speed Tapping</b> on Rigid CNC Machine</li> <li>High productivity / 3 Times Faster than Conventional Tap</li> </ul>
P	M	K	N				PRIME TAP	Metric: M2 - M24 Inch : #4 - 1	M, MF, UNC, UNF, BSP(G)	HSS-PM	<ul style="list-style-type: none"> <li><b>High performance HSS-PM Tap for Multi-Purpose</b></li> <li>Prevent Over &amp; Under Feeding / Extended Tool Life</li> </ul>
P	M	K	N				COMBO TAP	Metric: M2 - M52 Inch : #2 - 1-1/2	M, MF, UNC, UNF	HSS-E	<ul style="list-style-type: none"> <li><b>HSS-E Tap for Multi-Purpose</b></li> <li>Prevent Over &amp; Under Feeding</li> </ul>
P	M			S			YG TAP STEEL	Metric: M2 - M30 Inch : #2 - 2-1/2	M, MF, UNC, UNF	HSS-PM HSS-E	<ul style="list-style-type: none"> <li>For Carbon Steels and Alloy Steels</li> </ul>
P							YG TAP CHIP BREAKER	Metric: M4 - M20	M, MF	HSS-E	<ul style="list-style-type: none"> <li>TiN Coated Tap with <b>Chip Breaker</b> for Steel Materials</li> <li>Avoiding bird nesting / Solution for long chips</li> </ul>
P	M		N	S			YG TAP INOX	Metric: M2 - M30 Inch : #2 - 1-1/8	M, MF, UNC, UNF	HSS-PM HSS-E	<ul style="list-style-type: none"> <li>For Stainless Steels</li> </ul>
		K	N		H		YG TAP CAST IRON	Metric: M2 - M30 Inch : #4 - 1-1/8 BSW : W1/8 - W1	M, MF, UNC, UNF	CARBIDE HSS-E	<ul style="list-style-type: none"> <li>For Cast Iron</li> </ul>
P	M		N		H		YG TAP HARDENED	Metric: M2 - M30 Inch : #2 - 3/4	M	CARBIDE HSS-E	<ul style="list-style-type: none"> <li>For Hardened Steels</li> </ul>
P				S	H		YG TAP Ti Ni	Metric: M2 - M30 Inch : #2 - 3/4	M	HSS-PM	<ul style="list-style-type: none"> <li>For Heat Resistant Super Alloys and Titanium Alloys</li> </ul>
P			N				YG TAP ALU	Metric: M2 - M30 Inch : #4 - 1-1/8 BSW : W1/8 - W1/2	M, MF, UNC, UNF	HSS-E	<ul style="list-style-type: none"> <li>For long-chipping Aluminum &amp; Aluminum Alloys</li> </ul>
P	M		N				YG TAP FORMING	Metric: M2 - M20 Inch : #00 - 3/4	M, MF, UNC	HSS-PM HSS-E	<ul style="list-style-type: none"> <li>Tapping by Forming Soft Materials</li> </ul>
P	M	K	N				YG TAP GENERAL	<Machine Tap> Metric: M1.6 - M36 Inch : #0 - 1-1/8 BSW : W1/8 - W1-1/8 <Hand Tap> Metric: M1.6 - M36 Inch : #0 - 2 BSW : W3/32 - W2	M, MF, UNC, UNF, BSW	HSS HSS-E	<ul style="list-style-type: none"> <li>For General Purpose</li> </ul>
P	M		N				HAND TAP	Metric: M2 - M52	M, MF, UNC, UNF, BSW	HSS	<ul style="list-style-type: none"> <li>For Hand Tapping</li> <li>ISO Hand Tap Available</li> </ul>
P	M	K	N				PIPE TAP	G1/16 - G1-1/2 NPT 1/16 - NPT 1 NPTF 1/16 - NPTF 2 NPS 1/8 - NPS 1 NPSF 1/8 - NPSF 1 PT 1/16 - PT 2 PF 1/8 - PF 1 PS 1/8 - PS 2 Rc1/16~Rc1"	G(BSP)	HSS	<ul style="list-style-type: none"> <li>Tapping Whitworth Pipe Threads</li> </ul>
P			N				SCREW THREAD INSERT TAP	Metric: M2.5 - M24 Inch : #2 - 1	EG-M, EG-UNC, EG-UNF	HSS-E	<ul style="list-style-type: none"> <li>Tapping STI Threads of Soft Materials</li> </ul>
P		K	N				NUT TAPS	Metric: M4 - M20	M	HSS-E	<ul style="list-style-type: none"> <li>For Nut Tapping Machines</li> </ul>



Cutting tools for machining Mold & Die, typically in high precision used for Automobile, Electronic, Aerospace and Medical industries.  
Representative products are Solid Carbide X1-EH End Mills, X5070, 4G MILLS, X-POWER PRO, TitaNox-Power, Only One Coated PM60 End Mills, etc.

## SOLID CARBIDE END MILLS


Work Material						Item	OD Size Range	Tool Material	Features
P	M	K	N	S	H				
<span>P</span>					<span>H</span>	 <div> <div>Tight Tolerance</div> <div>Fine-Finishing</div> </div> X1-EH	Metric: Ø0.1mm - Ø25mm Inch : ØR1/64 - Ø1	CARBIDE	<ul style="list-style-type: none"> <li>Highly Accurate Fine-Finishing End Mill for High-Hardened Steel (HRC50-70)</li> <li><b>Tight Tolerance</b> / Long Tool Life(Extended Tool Life) / Wide Range Portfolio</li> <li>Complete offering of 2, 3, 4, 6 and 8 Flute tools</li> <li>Modified 2-Flute variants optimized for HRC40-60 range</li> </ul>
<span>P</span>					<span>H</span>	 X5070	Metric: Ø0.1mm - Ø25mm Inch : Ø1/32 - Ø1	CARBIDE	<ul style="list-style-type: none"> <li>Finishing and Semi-Finishing End Mill for High-Hardened Steel (HRC45-60)</li> <li>Dry &amp; High-Speed Cutting</li> </ul>
<span>P</span>	<span>M</span>	<span>K</span>			<span>H</span>	 4G MILL	Metric: Ø0.1mm - Ø25mm Inch : Ø1/250 - Ø1	CARBIDE	<ul style="list-style-type: none"> <li>For Pre-Hardened Steels (HRC40-55)</li> <li>Full Range Offering / Dry &amp; Wet Cutting</li> </ul>
<span>P</span>	<span>M</span>	<span>K</span>	<span>N</span>			 X-SPEED ROUGHER (4G MILL)	Metric: Ø6.0mm - Ø20.0mm Inch : Ø1/4 - Ø1	CARBIDE	<ul style="list-style-type: none"> <li><b>4G Mill Roughing Version</b> for Pre-Hardened Steels Up To HRC40</li> </ul>
<span>P</span>	<span>M</span>	<span>K</span>			<span>H</span>	 X-POWER PRO	Metric: Ø0.4mm - Ø25mm Inch : Ø1/32 - Ø1	CARBIDE	<ul style="list-style-type: none"> <li>For Pre-Hardened Steels Up To HRC30-50</li> <li>Selected Portfolio (Tailored Selection) / Market-Proven Performance</li> </ul>
<span>P</span>	<span>M</span>	<span>K</span>		<span>S</span>		 V7 PLUS	Metric: Ø3mm - Ø25mm Inch : Ø1/8 - Ø1	CARBIDE	<ul style="list-style-type: none"> <li><b>Heavy Cutting</b> For Steels, Cast Iron And Stainless Steels, Optimized for Up To HRC35</li> </ul>
<span>P</span>	<span>M</span>	<span>K</span>		<span>S</span>		 <div> <div>V7 PLUS with Chip Splitter</div> </div>	Metric: Ø6mm - Ø25mm Inch : Ø3/8 - Ø1	CARBIDE	<ul style="list-style-type: none"> <li>V7 PLUS with Chip Splitter for <b>Enhanced Chip Removal Performance</b></li> </ul>
<span>P</span>	<span>M</span>	<span>K</span>		<span>S</span>		 EV Mill	Metric: Ø0.1mm - Ø20mm Inch : Ø1/16" - Ø3/4"	CARBIDE	<ul style="list-style-type: none"> <li><b>Economical Solid Carbide End Mill</b></li> <li>Optimized Versatility for Various Materials</li> </ul>
<span>P</span>	<span>M</span>	<span>K</span>	<span>N</span>	<span>S</span>	<span>H</span>	 K-2	Metric: Ø0.4mm - Ø25mm	CARBIDE	<ul style="list-style-type: none"> <li>For <b>General-Purpose</b> Machining End Mill</li> <li>Competitive Price</li> </ul>
<span>P</span>	<span>M</span>	<span>K</span>	<span>N</span>	<span>S</span>	<span>H</span>	 K-2 Multiple Helix	Metric: Ø0.4mm - Ø25mm	CARBIDE	<ul style="list-style-type: none"> <li><b>Multiple Helix</b> Designed for Optimal Chip Formation and Chip Evacuation</li> <li>Unique Geometry applied to Reduce Vibration</li> </ul>
<span>P</span>	<span>M</span>	<span>K</span>		<span>S</span>		 TitaNox POWER	Metric: Ø6mm - Ø25mm Inch : Ø1/8 - Ø1-1/4	CARBIDE	<ul style="list-style-type: none"> <li>High Speed Machining for Titanium, Nickel Based Alloys And Stainless Steel</li> </ul>
<span>P</span>	<span>M</span>	<span>K</span>		<span>S</span>		 TitaNox POWER HPC	Metric: Ø6mm - Ø25mm Inch : Ø1/8 - Ø1	CARBIDE	<ul style="list-style-type: none"> <li><b>Heavy Cutting</b> for Titanium, Nickel Based Alloys and Stainless Steel</li> </ul>
			<span>N</span>			 ALU-POWER	Metric: Ø1mm - Ø25mm Inch : Ø1/16 - Ø2	CARBIDE	<ul style="list-style-type: none"> <li>For Aluminum Alloys and Other Non-Ferrous Materials</li> </ul>
			<span>N</span>			 ALU-POWER HPC	Metric: Ø6mm - Ø20mm Inch : Ø1/8 - Ø1	CARBIDE	<ul style="list-style-type: none"> <li>High-Performance Machining in Difficult Aluminums</li> </ul>
			<span>N</span>			 <div> <div>ALU-POWER HPC with Chip Breaker</div> </div>	Metric: Ø6mm - Ø20mm Inch : Ø1/8 - Ø1	CARBIDE	<ul style="list-style-type: none"> <li>Alu-Power HPC With Chip Breaker for <b>Enhanced Chip Removal Performance</b></li> </ul>
<span>P</span>	<span>M</span>			<span>S</span>		 JET-POWER	Metric: Ø1mm - Ø25mm Inch : Ø1/8 - Ø1-1/2	CARBIDE	<ul style="list-style-type: none"> <li>For Exotic Materials Like Stainless Steels, Nickel Alloys And Titanium</li> </ul>
			<span>N</span>			 D-POWER GRAPHITE	Metric: Ø0.2mm - Ø12mm Inch : Ø1/64 - Ø1/2	CARBIDE	<ul style="list-style-type: none"> <li>Diamond Coated End Mill for Graphite</li> </ul>
			<span>N</span>			 CRX S	Metric: Ø0.5mm - Ø12mm	CARBIDE	<ul style="list-style-type: none"> <li>DLC Coated Carbide End Mill for Copper</li> </ul>
<span>P</span>	<span>M</span>	<span>K</span>		<span>S</span>		 YG5X END MILLS	Special Item	CARBIDE	<ul style="list-style-type: none"> <li>Designed for <b>5-Axis CNC machines</b>.</li> <li>Optimized to gain a larger cutting surface to machine an extensive width compared to conventional ball nose End mills</li> </ul>
<span>P</span>	<span>M</span>	<span>K</span>	<span>N</span>	<span>S</span>		 CHAMFERING TOOLS	<Chamfer Cut> Metric : Ø3mm - Ø20mm (Shank size) <Chamfer Mill> Metric : Ø3mm - Ø20mm	CARBIDE	<ul style="list-style-type: none"> <li><b>Chamfer Cut</b> with 2, 3, and 4 Flute Version.</li> <li>Proven Versatility Tool Further Expanded <b>Chamfer Mill</b></li> </ul>



Cutting tools for machining Mold & Die, typically in high precision used for Automobile, Electronic, Aerospace and Medical industries.

Representative products are Solid Carbide X1-EH End Mills, X5070, 4G MILLS, X-POWER PRO, EV Mill, TitaNox-Power, Only One Coated PM60 End Mills, etc.









## CBN END MILLS

Work Material						Item	OD Size Range	Tool Material	Features
P	M	K	N	S	H				
					H	 CBN END MILLS (CUBIC BORON NITRIDE)	Metric: Ø0.4mm - Ø3mm	CBN	<ul style="list-style-type: none"> <li>CBN(Cubic Boron Nitride) Machining</li> <li>High Hardened Steels up to HRC70 Mirror Finish</li> </ul>

## PCD END MILLS

			N			 PCD END MILLS (POLY CRYSTALLINE DIAMOND)	Metric: Ø0.98mm - Ø40mm	PCD	<ul style="list-style-type: none"> <li>High productivity due to excellent wear resistance</li> </ul>
--	--	--	---	--	--	---	-------------------------	-----	--

## CARBIDE INSERT & HOLDER

P	M	K	N			H	 i-Xmill	Metric: Ø8mm - Ø33mm Inch : Ø5/16 - Ø1-1/4	CARBIDE	<ul style="list-style-type: none"> <li>Various application types of inserts are available : for Steels, Pre-Hardened Steels, High Hardened Steels up to HRC65, Stainless Steels and Graphite.</li> <li>Special geometry and coating for excellent performance.</li> <li>Modular type of i-Xmill tooling for highest flexibility using market common coupling</li> </ul>
P	M	K				H	 i-SMART Modular Type	Metric: Ø10mm - Ø32mm Inch : Ø3/8 - Ø1-1/4	CARBIDE	<ul style="list-style-type: none"> <li>Combining High Performance 4G Mill Geometries with well proven market standard Copy Milling screw-in coupling avoiding additional investments.</li> <li>Carbide and Steel holders available</li> </ul>
P	M	K	N	S	H	 YG MILL	25 Series, 188 Inserts for both Metric and Inch		CARBIDE	<ul style="list-style-type: none"> <li>Inserts: Multi-purpose application and extremely efficient in covering materials. (11 Grades, 5 Chipbreakers, 25 Series)</li> <li>Cutters: Innovative surface treatment that improves wear resistance and reduces corrosion</li> </ul>
P	M	K		S	H	 YG HF4 Mill ENMX (High Feed)	Metric: Ø16mm - Ø125mm Inch : Ø.625 - Ø6.00		CARBIDE	<ul style="list-style-type: none"> <li>High Feed application with Small cutter diameter</li> <li>Double-sided (4 Corners)</li> <li>Thick and Reinforced Design</li> </ul>
P	M	K		S	H	 YG TM4 Mill LNKU (Tangential)	Metric: Ø40mm - Ø160mm Inch : Ø2 - Ø10		CARBIDE	<ul style="list-style-type: none"> <li>4 cutting edges High Productivity Tangential Insert</li> <li>Double-sided (4 Corners)</li> </ul>
P		K			H	 YG FM10 Mill PNMU (Face Milling)	Metric: Ø50mm - Ø125mm Inch : Ø2 - Ø10		CARBIDE	<ul style="list-style-type: none"> <li>36° Entry angle face milling insert with 10 corners</li> <li>Double-sided (10 Corners)</li> <li>Wiper for excellent surface roughness</li> </ul>
P	M	K	N	S	H	 YG SM3 Mill TPKT (Shoulder Milling)	Metric: Ø12mm - Ø200mm Inch : Ø.5 - Ø6		CARBIDE	<ul style="list-style-type: none"> <li>High helix cutting edge for smooth cutting and low cutting force</li> <li>High positive rake angle chip breaker for optimized chip curl and minimized burr</li> <li>Wide wiper edge for excellent surface finish</li> <li>Curved cutting edge for minimized mismatch</li> </ul>
P	M	K	N	S	H	 YG SM6 Mill WNEX (Shoulder Milling)	Metric: Ø20mm - Ø125mm Inch : Ø.75 - Ø5		CARBIDE	<ul style="list-style-type: none"> <li>6 cutting edges for Shouldering - High Cost-Efficiency</li> <li>Double-sided (6 Corners)</li> <li>Ground Insert - High Precision Tolerance and Excellent Surface finish</li> </ul>

## HSS END MILLS

P	M	K	N			H	 ONLY ONE PM60	Metric: Ø1mm - Ø25mm Inch : Ø5/16 - Ø1-1/4	PM60	<ul style="list-style-type: none"> <li>Premium HSS-PM End Mill for Unstable Condition.</li> <li>High Wear Resistance / High Toughness</li> </ul>
P	M	K	N				 TANK-POWER	Metric: Ø1mm - Ø25mm Inch : Ø1/8 - Ø1-1/4	HSS-PM	<ul style="list-style-type: none"> <li>HSS-PM End Mill High Toughness for General Purpose, Roughing &amp; Finishing</li> </ul>
P			N				 GENERAL HSS (HSSCo8 & HSS-E)	Metric: Ø1mm - Ø50mm Inch : Ø1/32 - Ø2	HSS-E HSSCo8 HSS-PM	<ul style="list-style-type: none"> <li>For General Purpose</li> </ul>
				S			 SINE-POWER	Inch : 3/4 - 2	HSS Co8	<ul style="list-style-type: none"> <li>High Performane HSS Rongher for Titanium and Titanium Alloys</li> </ul>
P			N				 HSS MILLING CUTTERS	Metric: Ø8mm - Ø200mm	HSS-E HSSCo8	<ul style="list-style-type: none"> <li>HSS Milling Cutters for General Application Dovetail, Woodruff Keyseat, T-slot, Side and Face Milling, Shell End Mill, Corner Rounding</li> </ul>

# TURNING & OTHERS





Scan to see  
YG-1 YGTURN  
Web page


P	M	K	N	S	H	: Excellent
P	M	K	N	S	H	: Good

Cutting tools for various metal working. YG-1 offers special products such as Counter Bores, Reamers, etc. Customers can easily find unique products to meet full satisfaction.

## CARBIDE TURNING INSERT & HOLDER

Work Material						Item	TOOL MATERIAL	PRODUCT RANGE	APPLICATION	Features
P	M	K	N	S	H	 YG TURN	Insert : Carbide Holder : Steel / Carbide	20 Grades 29 Chipbreakers with Turning Holders	General ISO Turn	• Inserts: Optimized grade & geometry with extremely efficient in covering materials including Steels, Stainless Steels, Cast Iron and Super Alloy
P	M	K	N	S						
					H	 PCBN INSERT	Insert : Carbide, PCBN Holder : Steel / Carbide	4 Grades Turning Holders	Hardened Steel	• PCBN Turning Grades for Hardened Steel

## CARBIDE INSERT PARTING & GROOVING TOOLS

Work Material						Item	TOOL MATERIAL	PRODUCT RANGE	APPLICATION	Features
P	M	K	N	S	H	 YG PARTING & GROOVE TURN	Insert : Carbide Holder : Steel	3 Grades Parting & Grooving Holders	Grooving Turn Groove Parting Off	• Inserts: Optimized grade & geometry with extremely efficient in covering materials including Steels, Stainless Steels and Cast Iron
P	M	K	N	S						

## SPECIAL TOOLS

STEP DRILLS (HSS & CARBIDE, MULTI-DIAMETER DRILLS)

HSS SUB-LAND (STEP) DRILLS

NAS DRILLS

CARBIDE BURNISHING DRILLS

HSS DRILL TAPS

ACME THREAD TAPS & TRAPEZOIDAL THREAD TAPS

CARBIDE STEP REAMERS

BROACHES

BRAZING TOOLS

GRINDING WHEEL

## COMPOSITE MATERIALS TOOLS



Scan QR code to see YG-1 Tools for Composite Materials



## ※ ISO WORK MATERIAL GUIDE

P	M	K	N	S	H
STEELS	STAINLESS STEELS	CAST IRON	NON-FERROUS	TITANIUM INCONEL NICKEL	HIGH HARDENED STEEL



## TOOL HOLDERS

ITEM		SHANK STANDARD	CLAMPING RANGE	APPLICATION	FEATURES	
HYDRAULIC CHUCKS	POWER E- HYDRO	DIN 69871 (SK) DIN 69893 (HSK) DIN 2080 (ISO) DIN228 (MT) JIS B6339 (BT) ASME B5.50 (CAT) BT/CAT Dual Contact	Metric: Ø12, Ø16, Ø20, Ø32mm Inch : Ø1/2, 3/4, 1, 1-1/4	Milling (High volume, Finishing) / Drilling / Reaming / Tapping for Electronic, Mold Automobile & Aerospace products	Rigid body design Simple & Fast tool change Torque up to 900 Nm with dia. 32mm Flexible clamping range with reduction sleeves Coolant channel resealable type available	
	SLIM (STANDARD, LONG), MOLD & DIE, TOOL LENGTH PRE-SETTING TYPE		Metric: Ø6 - Ø32mm Inch : Ø1/4 - Ø1-1/4	Fine Finishing for Electronics, Mold Automobile & Aerospace products	Suitable for higher precision machining. Easy to clamp tool. Vibration damping.	
	ULTRA SHORT		Metric: Ø20, Ø32mm Inch : Ø3/4, Ø1-1/4			
	GRINDING		Metric: Ø6 - Ø32mm	For grinding machine		
SHRINK FIT HOLDER	STANDARD		Metric: Ø3 - Ø25mm Inch : Ø1/8 - Ø1-1/4	Fine Finishing for Electronics, Mold Automobile & Aerospace products	Strong clamping power. To use carbide tool. Need heating & cooling equipment.	
	REINFORCED		Metric: Ø6 - Ø20mm Inch : Ø1/4 - Ø3/4		Rigid body design	
	CURVED		Metric: Ø4 - Ø12mm Inch : Ø1/8 - Ø1/2		Steep & deep area maching Rigidity in neck of flange	
	EXTRA SLIM		Metric: Ø3 - Ø12mm		Steep & deep area maching	
ER COLLET CHUCK	STANDARD		Metric: Ø0.5 - Ø34mm Inch : Ø0.019 - Ø1.180	Finishing for Machinery, Electronic & Automobile products	To cover wide range of machining. To use various size of tool by use of collet.	
END MILL HOLDER & SIDE LOCK ARBORS	STANDARD		Metric: Ø6 - Ø50mm Inch : Ø1/8 - Ø2	Roughing finishing for Machinery, Mold & Automobile products	Suitable rough finishing. Need to select proper tool by tool shank type.	
	SHORT TYPE		Metric: Ø16, 20, 25, 32mm Inch : Ø1/2, 5/8, 3/4, 1.0, 1.25			
SHELL MILL ARBOR & COMBI SHELL MILL ARBOR			Metric: Ø16, 22, 27, 32, 40 mm Inch : Ø1/2, 3/4, 1.0, 1.25, 1.5, 2.0	Heavy cutting and rough finishing for Mold and side cutting	To use with milling cutter.	
MILLING CHUCK	POWER MILLING, HIGH SPEED MILLING		Metric: Ø20, 25, 32, 42 mm Inch : Ø3/4, 1.0, 1.25	Heavy cutting and rough finishing for Machinery, Mold & Automobile products	To cover wide range of machining. To use various size of tool with the collet.	
MORSE TAPER ARBOR			JIS B6339 (BT)	MT 1/2/3/4	Holemaking for Machinery, Mold and Automobile products	Two kinds of type, MTA and MTB.
SK SLIM CHUCK			ASME B5.50 (CAT)	Metric: Ø2mm - Ø25mm Inch : Ø0.036 - Ø1	Finishing for Machinery, Electronic & Automobile products	Better accuracy & Clamping force.
SYNCHRO TAPPING CHUCK	ER COLLET TYPE		BT/CAT Dual Contact	M3 - M33	Tapping for Electronic, Machinery, Automobile & Aerospace products	High precision tapping by minimizing synchronous error with axial compensation. ER collet type
	QUICK CHANGE TYPE			Metric: Ø3mm - Ø25mm Inch : Ø1/8 - Ø1		High precision tapping by minimizing synchronous error with axial compensation. Tap adaptor type
QUICK CHANGE TAPPING CHUCK	ONE STEP TAPPING		M3 - M36	Tapping for Electronic, Machinery, Automobile & Aerospace products For the chucking of inserts for threading taps	Shorter Gauge Line Compression plus tap removal at one step Better accuracy than conventional chuck Tap adaptor type	
TAPPING CHUCK	ER COLLET TYPE		Metric: M3 - M27 Inch : Ø1/8 - Ø1	Tapping for Electronic, Machinery, Automobile & Aerospace products	To use same collet for ER collet chuck and have tension and compression function.	
	QUICK CHANGE TYPE		Metric: M3 - M38mm Inch : #0-80UNF - 1-3/8		To use same tap adaptor and have tension and compression function.	
FACE MILL ARBOR			Metric: Ø16-Ø32mm Inch : Ø1 - Ø2	Rough finishing for machinery products	To use with face milling cutter.	
NC DRILL CHUCK	HEX KEY TYPE		Metric: Ø0.3mm - Ø13mm Inch : Ø0.012 - Ø0.512	Drilling for Machinery and Electronic products	Hex. Key drill chuck. Clamping/unclamping by hex. Wrench	
	KEY LESS TYPE		Metric: Ø0.3mm - Ø13mm Inch : Ø0.012 - Ø0.512		Key-less NPU drill chuck. Clamping/unclamping by spanner	
BORING SYSTEM			Metric: Ø20- Ø154	Boring for Automobile, Aerospace and Ship-building products	Modular construction. To use ISO standard insert	
COPY MILL ARBOR			M5 - M16	Assemble screw-in milling cutters with thread. Roughing, Finishing	Simple & Fast tool change High performance with cost efficiency	
INDEXABLE DRILL HOLDER			Metric: Ø20, 25, 32, 40mm	For carbon steels, alloy steels and cast iron	Able to use with YG-1 i-ONE DRILLS Secure and quick clamping High performance with cost efficiency	

### HEAD OFFICE

13-40, Songdogwahak-ro 16beon-gil, Yeonsu-gu, Incheon 21984, South Korea

Phone: +82-32-526-0909 E-mail: [yg1@yg1.solutions](mailto:yg1@yg1.solutions) [www.yg1.solutions](http://www.yg1.solutions)

